

Scaled data based on original data using  
LM-79-08 Approved Method: Electrical and Photometric Measurements of Solid-  
State Lighting Products

Test Report Prepared for  
Cooper Lighting Solutions  
(formerly Eaton)

Brand: McGRAW-EDISON

Report Number: P270185

Luminaire Tested: **GWC-AF-01-LED-E1-T4W-7027**

Issue Date: 3/3/2020

**Test Information**

Test Method: LM-79-08  
Report Number: P270185  
TEST IS SCALED FROM IESNA LM-79-08 TEST DATA (P24147)  
Test Lab: INNOVATION CENTER P2  
Issue Date: 3/3/2020  
Manufacturer: COOPER LIGHTING SOLUTIONS (FORMERLY EATON)  
Product Line: MCGRAW-EDISON  
Catalog Number: GWC-AF-01-LED-E1-T4W-7027  
Description: GALLEON WALL LUMINAIRE  
(1) 70 CRI, 2700K, 1050mA LIGHTSQUARE WITH 16 LEDS EACH AND TYPE IV WIDE OPTICS  
Light Source: -  
Ballast/Driver: ELECTRONIC DRIVER

**Summary**

Lumens per Lamp: N/A  
Luminaire Lumens: 5484.5 lumens  
Efficiency: N/A  
Efficacy: 93.0 lumens/watt  
Luminous Opening: Rectangular (W 0.5' x L: 0.5' x H: 0')  
IES Classification: Type IV - Short - Semi-Cutoff  
BUG Rating: B1 - U0 - G2

Input Watts (W): 59  
Input Voltage (V): NR  
Input Current (Ain): NR  
Voltage Rise (V): NR  
Power Factor: NR  
Total Harmonic Distortion (THDi): NR  
Frequency (hertz): 60  
Stabilization Time: NR  
Operation Time: NR  
Ambient Temperature (°C): NR  
Test Distance: 25 FT

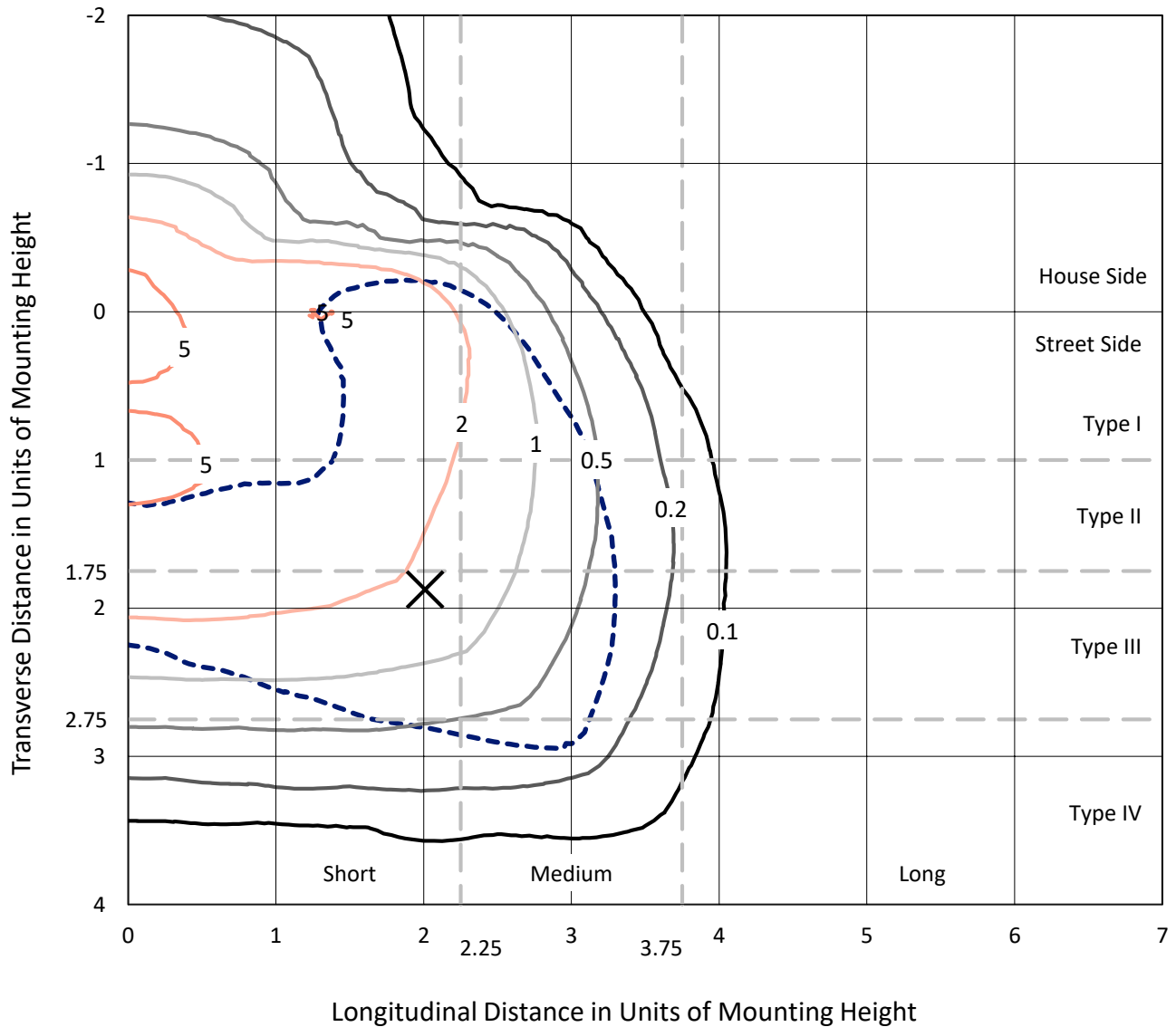


REPORT NUMBER: P270185

CATALOG NUMBER: GWC-AF-01-LED-E1-T4W-7027

### Iso-Footcandle Lines of Horizontal Illumination

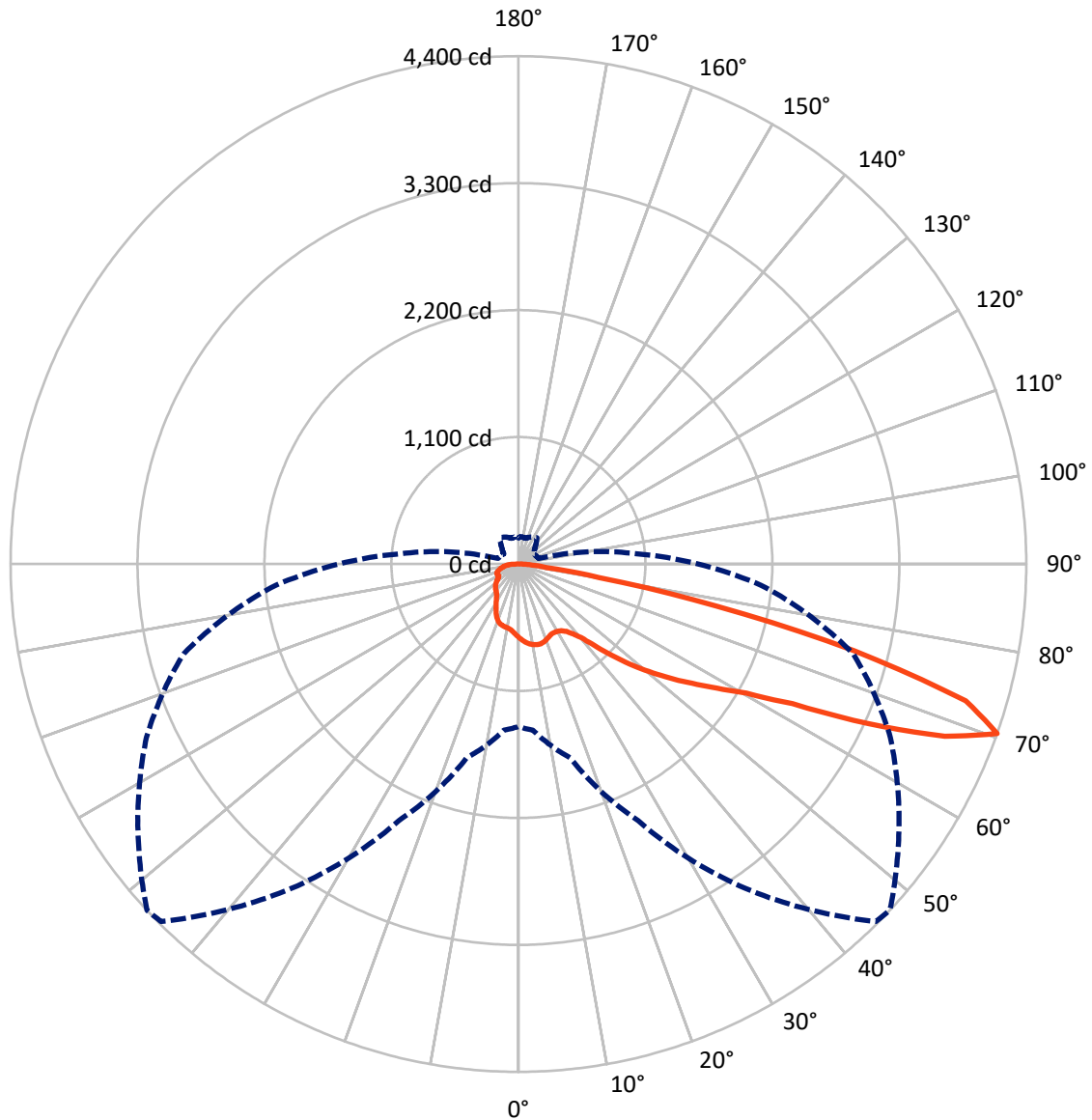
✕ Max cd  
 - - - 1/2 Max cd



Based on 10 foot mounting height. Maximum calculated value = 7.3 fc  
 Type IV - Short - Semi-Cutoff

REPORT NUMBER: P270185  
CATALOG NUMBER: GWC-AF-01-LED-E1-T4W-7027

### Luminous Intensity Polar Plot



— Vertical Plane Through 47-Deg Lateral      - - - Horizontal Cone Through 70-Deg Vertical

REPORT NUMBER: P270185

CATALOG NUMBER: GWC-AF-01-LED-E1-T4W-7027

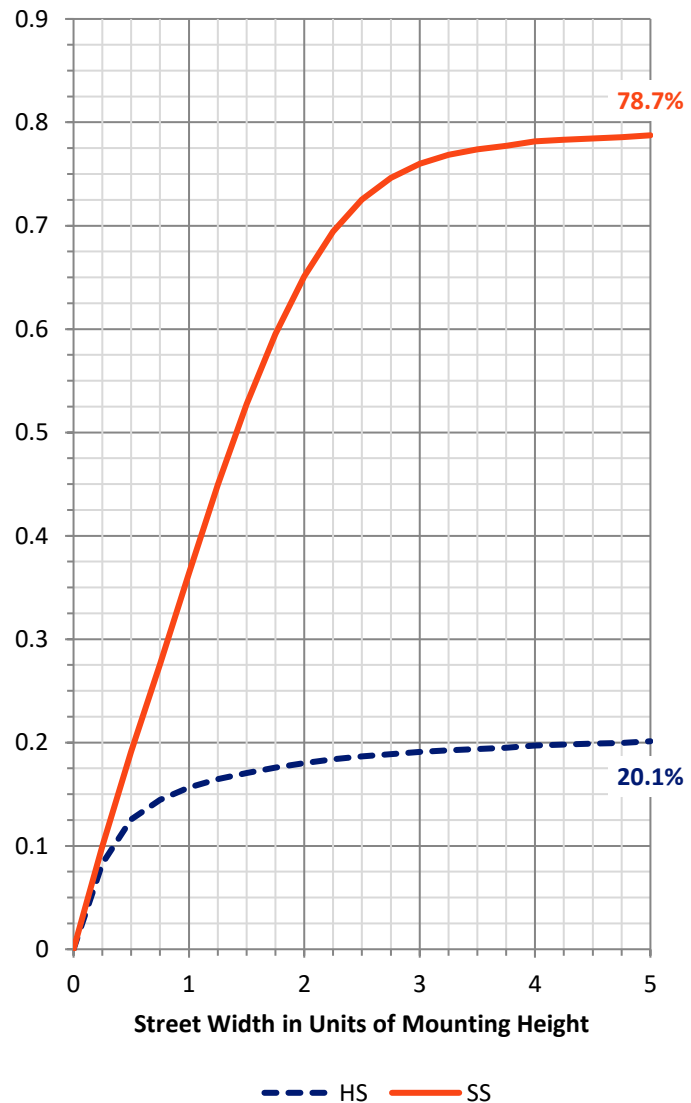
**FLUX DISTRIBUTION:**

		Downward	Upward	Total
<b>House Side</b>	Lumens	1144.2	0.0	1144.2
	% Fixture	20.9	0.0	20.9
<b>Street Side</b>	Lumens	4340.3	0.0	4340.3
	% Fixture	79.1	0.0	79.1
<b>Total</b>	Lumens	5484.5	0.0	5484.5
	% Fixture	100.0	0.0	100.0

**Coefficient of Utilization**

**ZONAL LUMENS:**

Zone	Lumens	% Fixture
0°-10°	61.0	1.1
10°-20°	178.9	3.3
20°-30°	264.2	4.8
30°-40°	384.0	7.0
40°-50°	691.0	12.6
50°-60°	1197.1	21.8
60°-70°	1708.6	31.2
70°-80°	877.1	16.0
80°-90°	122.8	2.2
90°-100°	0.0	0.0
100°-110°	0.0	0.0
110°-120°	0.0	0.0
120°-130°	0.0	0.0
130°-140°	0.0	0.0
140°-150°	0.0	0.0
150°-160°	0.0	0.0
160°-170°	0.0	0.0
170°-180°	0.0	0.0
0°-90°	5484.5	100.0
0°-180°	5484.5	100.0



REPORT NUMBER: P270185

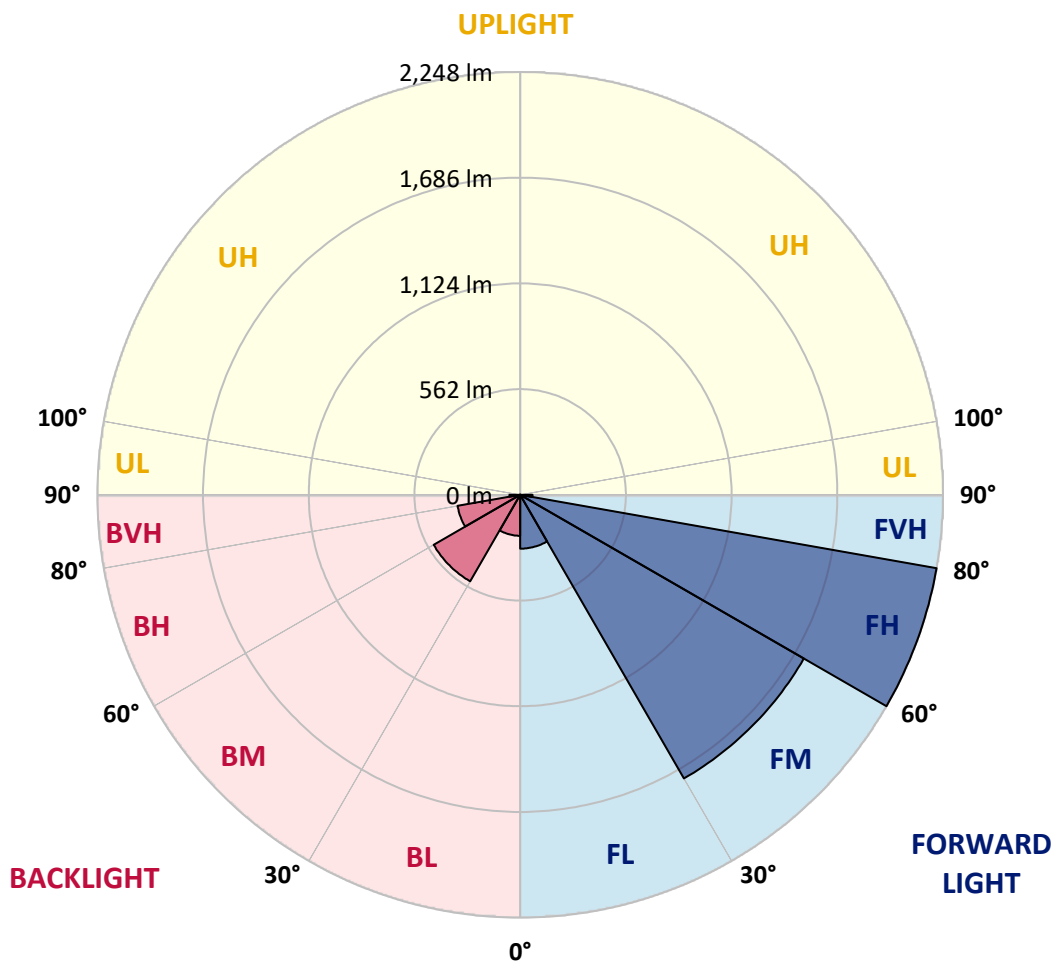
CATALOG NUMBER: GWC-AF-01-LED-E1-T4W-7027

**LUMINAIRE CLASSIFICATION SYSTEM LUMEN TABLE AND BUG RATING:**

Zone		Lumens	% Fixture	Zone Rating/Lumen Limit		
				B	U	G
FL	(0°-30°)	286.2	5.2			
FM	(30°-60°)	1740.9	31.7			
FH	(60°-80°)	2247.7	41.0			G2/5000
FVH	(80°-90°)	65.5	1.2			G1/100
BL	(0°-30°)	217.9	4.0	B1/500		
BM	(30°-60°)	531.1	9.7	B1/1000		
BH	(60°-80°)	338.0	6.2	B1/500		G1/500
BVH	(80°-90°)	57.3	1.0			G1/100
UL	(90°-100°)	0.0	0.0		U0/0	
UH	(100°-180°)	0.0	0.0		U0/0	

**BUG Rating: B1-U0-G2**

Type IV Short





REPORT NUMBER: P270185

CATALOG NUMBER: GWC-AF-01-LED-E1-T4W-7027

**CANDELA DISTRIBUTION (FULL):**

	0°	5°	15°	25°	35°	45°	47°	55°	65°	75°	85°
0°	636.4	636.4	636.4	636.4	636.4	636.4	636.4	636.4	636.4	636.4	636.4
2.5°	673.6	672.4	671.8	670.9	669.4	662.8	661.4	656.7	650.0	643.0	635.8
5°	718.0	717.7	714.8	709.5	700.9	686.2	682.8	671.0	655.4	640.1	625.0
7.5°	757.0	754.5	748.9	738.2	723.3	703.4	698.5	682.3	660.7	639.9	619.3
10°	785.6	784.2	772.0	757.2	737.8	715.6	710.0	691.9	668.1	641.7	616.1
12.5°	801.7	799.1	784.9	767.4	744.2	722.5	716.9	698.5	671.8	641.7	611.6
15°	800.7	798.9	784.7	765.5	742.0	723.0	718.0	699.6	671.0	639.1	605.6
17.5°	779.4	780.2	768.2	749.2	730.1	715.6	711.1	694.0	665.7	633.8	598.7
20°	742.0	745.8	737.8	721.0	710.3	700.4	697.4	683.2	657.5	625.9	591.3
22.5°	704.7	708.1	704.9	690.7	689.2	683.3	681.8	671.4	650.3	621.2	586.8
25°	677.2	680.3	679.8	667.6	672.4	672.1	670.9	665.7	648.7	621.2	587.5
27.5°	669.7	670.9	669.7	658.5	665.1	670.6	669.4	668.7	653.4	629.0	597.7
30°	695.4	693.8	685.4	662.8	668.9	676.5	675.3	675.9	667.9	649.1	620.4
32.5°	797.5	790.2	764.2	700.4	684.1	688.1	688.7	697.4	698.8	680.3	655.7
35°	950.4	942.4	908.5	801.3	731.4	717.4	717.4	730.9	738.9	725.2	710.3
37.5°	1112.5	1103.6	1085.4	941.1	830.7	768.5	767.2	776.5	788.0	791.1	794.9
40°	1296.6	1287.1	1292.2	1098.0	969.1	856.8	837.8	831.1	862.2	882.7	912.6
42.5°	1498.0	1493.7	1495.6	1272.8	1126.8	988.9	961.8	927.5	964.8	1001.4	1064.1
45°	1684.4	1688.2	1686.3	1459.7	1302.4	1150.0	1121.4	1054.8	1091.4	1154.1	1256.2
47.5°	1847.8	1832.4	1856.3	1664.2	1499.0	1330.4	1295.1	1205.7	1242.8	1320.2	1493.2
50°	2046.0	2043.9	2008.6	1936.8	1736.8	1511.6	1465.3	1361.9	1419.5	1526.9	1791.7
52.5°	2254.3	2215.7	2183.4	2148.9	1988.8	1697.3	1640.8	1517.4	1627.1	1762.4	2155.7
55°	2297.1	2279.8	2319.8	2377.6	2232.0	1890.2	1824.3	1712.4	1860.7	2031.3	2575.4
57.5°	2388.4	2388.1	2470.8	2574.1	2482.2	2094.8	2028.5	1948.1	2123.7	2339.5	3021.0
60°	2449.9	2467.4	2621.1	2821.3	2728.1	2331.2	2270.1	2220.0	2422.5	2684.0	3436.1
62.5°	2482.2	2505.7	2715.4	2921.6	3075.3	2724.7	2663.7	2591.4	2818.0	3061.9	3679.0
65°	2348.1	2394.3	2700.8	3008.5	3379.7	3362.7	3335.2	3208.2	3312.3	3360.4	3591.2
67.5°	1976.6	2023.8	2380.9	2927.5	3596.8	3978.1	3984.0	3767.0	3616.5	3386.0	3019.4
70°	1408.4	1445.5	1740.7	2454.4	3431.3	4380.1	4400.2	4024.4	3556.0	3002.9	2109.5
72.5°	668.7	691.3	971.0	1597.5	2722.9	4013.3	4052.0	3695.7	3023.7	2223.1	1150.8
75°	245.7	252.7	328.2	679.6	1579.3	2959.6	3005.2	2649.3	2004.4	1106.8	438.5
77.5°	147.3	151.9	184.2	286.7	621.2	1691.7	1759.2	1440.8	875.9	412.0	215.7
80°	102.9	106.2	132.1	178.6	293.4	644.7	704.7	588.1	349.0	260.7	156.9
82.5°	69.7	71.2	92.9	120.6	195.0	230.2	248.4	261.4	235.4	193.9	99.5
85°	45.6	47.3	63.1	79.5	124.1	118.9	121.7	154.0	171.8	131.8	55.2
87.5°	26.1	27.2	37.9	42.4	60.8	50.5	50.9	81.0	110.0	88.8	33.6
90°	0.0	0.0	0.0	0.0	0.0	0.0	0.0	0.0	0.0	0.0	0.0



REPORT NUMBER: P270185

CATALOG NUMBER: GWC-AF-01-LED-E1-T4W-7027

**CANDELA DISTRIBUTION (continued):**

	90°	95°	105°	115°	125°	135°	145°	155°	165°	175°	180°
0°	636.4	636.4	636.4	636.4	636.4	636.4	636.4	636.4	636.4	636.4	636.4
2.5°	633.9	630.5	622.7	617.9	613.5	612.4	610.5	610.2	609.9	609.9	609.2
5°	619.8	613.9	602.0	595.2	589.6	589.2	588.8	590.2	590.7	591.3	590.5
7.5°	610.8	602.8	587.9	578.1	571.5	570.0	572.6	578.8	582.7	584.3	583.5
10°	605.2	595.2	577.9	567.5	561.9	561.1	564.7	571.9	580.0	583.3	583.0
12.5°	598.7	587.5	569.2	558.1	555.1	556.6	561.1	567.8	576.4	581.5	581.7
15°	592.3	579.2	560.4	550.8	549.5	551.5	555.8	560.8	567.5	572.6	573.2
17.5°	584.5	571.1	552.1	542.1	541.0	542.1	542.4	545.1	549.5	554.2	555.5
20°	576.4	562.5	542.8	532.9	528.1	523.8	519.0	519.5	520.8	525.7	526.6
22.5°	570.5	556.6	535.5	521.9	509.1	496.4	486.7	485.4	486.0	489.8	491.3
25°	571.1	556.3	533.7	510.1	482.1	461.5	448.9	446.6	446.4	449.3	451.2
27.5°	581.5	566.7	540.6	498.2	452.7	422.5	408.8	407.2	405.0	405.9	408.0
30°	604.6	591.1	557.4	486.0	421.0	383.9	369.8	368.2	365.3	364.0	365.5
32.5°	642.5	631.2	581.9	474.1	389.2	351.1	336.8	333.4	331.4	329.8	331.1
35°	705.4	700.7	614.8	461.3	361.3	325.7	312.7	307.4	304.7	307.7	309.7
37.5°	804.3	806.9	657.6	441.3	339.6	308.9	298.1	291.9	287.8	290.3	292.7
40°	943.9	945.8	705.2	413.0	321.0	299.1	287.4	281.8	276.1	271.8	271.6
42.5°	1127.6	1108.7	751.9	382.4	299.3	292.9	279.9	272.9	264.5	252.7	250.3
45°	1345.3	1278.8	787.5	347.1	275.2	285.5	271.6	262.0	248.7	235.9	234.5
47.5°	1596.2	1461.6	804.7	310.5	252.5	274.5	261.4	246.2	229.4	223.0	222.3
50°	1902.4	1678.7	813.1	275.2	232.8	260.1	246.9	229.0	214.8	213.4	212.7
52.5°	2251.2	1939.5	815.8	246.0	216.4	241.5	234.7	217.5	206.3	207.2	207.2
55°	2616.3	2209.0	779.4	224.9	201.5	222.3	226.8	212.9	203.6	207.9	209.5
57.5°	2951.3	2447.8	665.1	208.6	187.2	207.6	223.9	217.2	210.8	228.1	229.2
60°	3208.6	2588.9	496.9	193.9	176.8	202.5	231.7	233.5	235.0	276.4	282.1
62.5°	3262.5	2542.1	341.5	182.5	172.0	206.8	245.7	246.0	244.2	272.9	276.4
65°	3015.2	2245.0	248.4	176.1	168.2	214.5	257.8	252.2	239.8	261.8	255.4
67.5°	2394.5	1691.4	206.8	171.2	162.2	213.9	270.6	257.8	237.5	256.5	246.0
70°	1554.2	1022.7	184.2	167.4	155.2	203.8	278.0	257.3	230.5	238.5	226.3
72.5°	758.3	457.3	168.9	161.4	148.1	189.7	277.8	252.5	223.3	222.8	216.1
75°	296.7	209.5	155.0	152.6	135.9	173.7	270.3	245.4	214.8	206.3	203.8
77.5°	173.7	149.4	137.4	139.5	121.1	157.7	259.3	233.5	203.0	193.0	190.3
80°	126.5	111.7	117.0	120.6	103.6	141.8	244.7	218.7	190.0	195.0	191.2
82.5°	81.0	72.0	95.0	98.5	86.1	125.5	228.7	203.3	171.5	155.9	152.2
85°	41.3	45.6	70.6	75.0	66.5	102.9	209.1	182.7	150.7	129.6	131.8
87.5°	23.3	31.3	45.0	50.5	46.9	79.2	169.7	150.7	123.0	100.0	88.0
90°	0.0	0.0	0.0	0.0	0.0	0.0	0.0	0.0	0.0	0.0	0.0

(END OF REPORT)